


# GILGEN FD 20-F SWING DOOR DRIVE UNIT (FIRE-RATED DOOR)

## Only the best counts in a fire!

The FD 20-F offers convenient, day-to-day pedestrian access, but turns into a robust, highly resistant fire door and emergency exit if fire should ever break out.



### Advantages of the Gilgen FD 20-F swing door drive unit:

#### Multiple functions

- Single and two-leaf doors available
- Electromechanical opening system
- Controlled, spring-actuated closure with motor assistance for day-to-day operation
- Drive-specific end-stop (optional)

#### Optimum fire protection

- In the event of a fire or power cut spring-actuated closure
- Simple resetting after fire alarm (on side cover)
- LED display for fire alarm, integrated into side cover
- Test-approved "inverse" power-down opening function to let smoke escape
- Two-leaf doors in combination with raised mechanical closing-sequence controller

#### Directly connectable to drive mechanism:

- Fire alarm control centre
- Up to 3 fire alarms per drive mechanism
- Manual activation / alarm reset
- Signalling (24 V / 0.1 A)
- 4 additional acoustic or optical signal generators (relay PCB)

#### Easy installation

- Universal fixing plate for fire protection profiles
- Optional pull/push-rod or sliding rod
- Consistent installation position
- All-pole, circuit-breaking master switch (integrated into side cover)

#### Initial startup made simple

The integrated LC display lets you configure drive functions and parameters such as:

- Operating sequence
- Opening angle
- Push and go function
- Electronic closing-sequence control for two-leaf doors (in day-to-day use)
- Interlock function
- Reinforced closure

#### Safety-tested

- TÜV-tested for conformity with EN 16005
- Tested to EN fire-prevention standards

#### For reliable, convenient operation

- Obstacle-detection system with automatic stop/reverse mechanism
- Optical sensor strips
- Smooth, noise-free opening and closing
- 100% electromechanical configuration
- Very low power consumption in standby
- Illuminated program selector keys integrated into side cover

#### Operating and safety elements

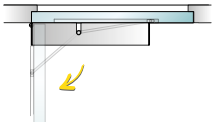
The mains power unit (24 VDC/2A) offers sufficient output for:

- Safety sensors
- Radar devices
- Contactless detection sensors
- Hand-held radio transmitter
- Key-operated pulse switches and badge/pass scanners
- Foot- or elbow-operated switches
- Electric locks and locking devices
- Gilgen D-BEDIX external control unit

## Installation and configuration options

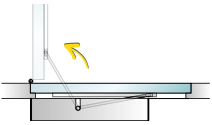
### Lintel assembly with sliding rods / pulling function

- Aesthetic solution, simple installation



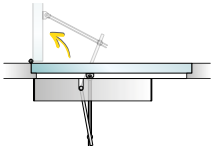
### Lintel assembly with sliding rods / pushing function

- Aesthetic solution, simple installation
- Special configuration (FD 20-F SRP)



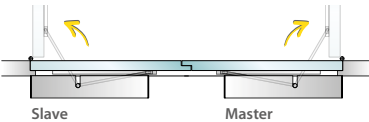
### Lintel assembly with standard rods / pushing function

- Highly-efficient power transmission



### Example for bi-leaf doors with two drive assemblies (master and slave)

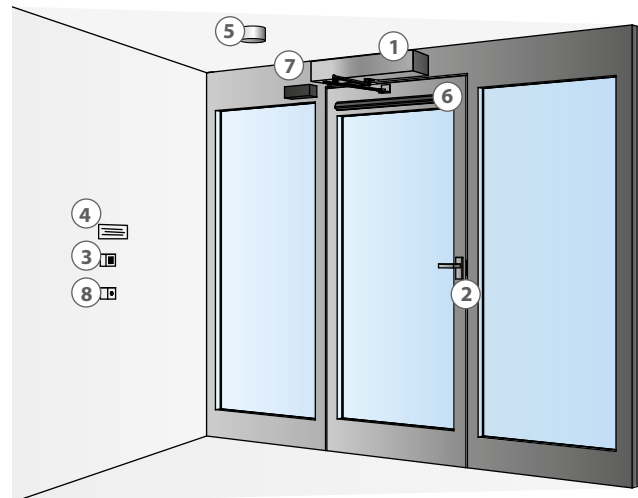
- Available for all rod variants
- Lintel assembly
- Mechanical closing-sequence controller required



### Technical specifications:

Power transfer	Standard rods (pushing function)
	Sliding rods (pushing and pulling function)
Dimensions of drive mechanism (mm)	Height 95, width 690, depth 120
Weight of drive mechanism	10,5 kg
Ambient temperature	-15 to +50 °C
Protection rating	IP 40
Operating voltage	230 VAC (+10/-15 %), 50 Hz, 10/13 A
Power consumption of drive mechanism	max. 560 W
Rated motor capacity	100 W
Stand-by consumption	4 W
Power supply, external user	24 VDC (±10 %), 2 A
Output shaft torque	max. 80 Nm
Lintel depth standard rods	max. 240 mm
Lintel depth sliding rods	-40 / +140 mm
Opening speed	max. 40°/s
Closing speed	max. 40°/s
Relative humidity	max. 85 %

## Operating and safety elements



- |   |  |
|---|--|
| 1 | Gilgen FD 20-F swing door drive unit (fire-rated door)               |
| 2 | Electric door opener   |
| 3 | Manual activation button   |
| 4 | Fire door indication sign  |
| 5 | Fire alarm (max. 3 pieces) or contact from fire alarm control centre |
| 6 | Active-infrared optical sensor strip                                 |
| 7 | Radar (optional)   |
| 8 | Push-button (optional)   |

### Application limits:

Max. leaf weight	250 kg
Door sizes fire doors EN 4-6	(950 – 1400 mm)
Max. opening angle	105°
Max. wind speed	80 km/h (320 Pa)*

\* depending on door size and type of rod

